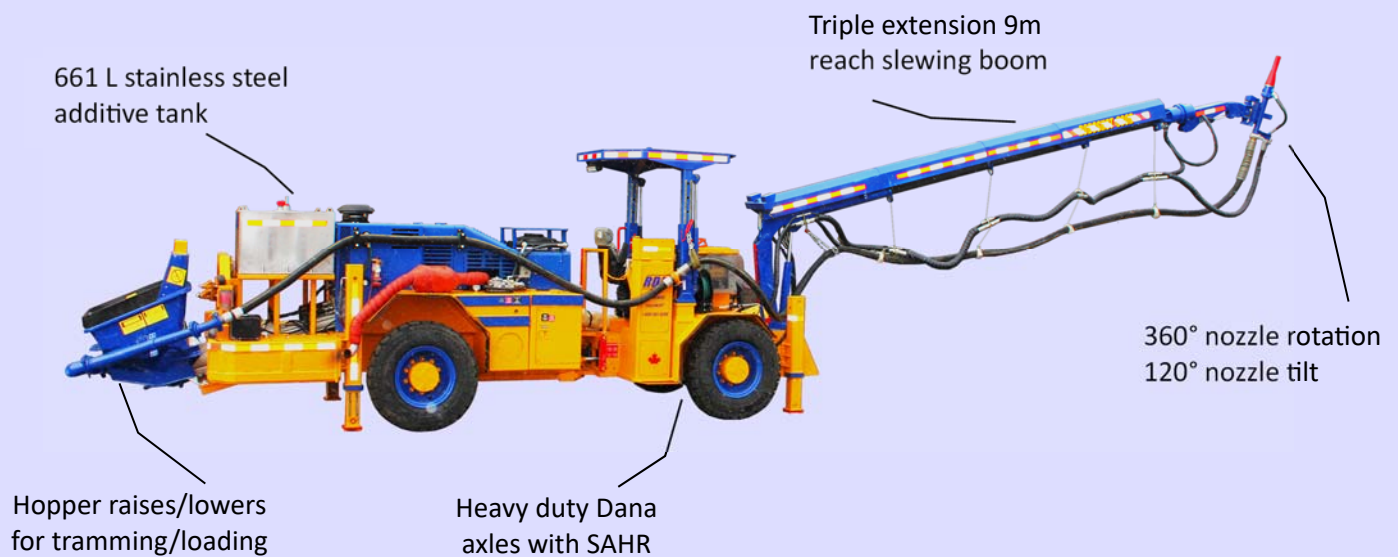


**ROBOSHOT 600R** is a robust, compact, diesel-hydraulic, mobile concrete spraying machine, designed for reliable performance in demanding underground applications.



The robust and reliable four-wheel drive, articulated Roboshot 600R consists of a power-shift transmission powered by a choice of diesel engines connected to heavy-duty Dana axles. The short wheel base and articulated carrier makes the Roboshot extremely maneuverable even in the tightest situations. Incorporating an efficient and reliable piston concrete pumping system, a telescopic shotcrete boom with 9 m horizontal reach, a chemical dosing system integrated with the pump stroking and electronically metered with totalizer for the end of shift, and the cordless remote control with cord back up, provides the operator with greater flexibility and safety throughout the job.

#### FEATURES:

- Triple extension, 9 m horizontal / 12 m vertical reach slewing boom
- Air & chemical injection at nozzle
- 360° nozzle rotation
- 120° nozzle tilt
- Peristaltic, hydraulically driven chemical dosing pump
- Digital flowmeter with totalizer
- Data logged, computer controlled dosing
- Hopper with hydraulic grate vibrator



## SPECIFICATIONS:

### SHOTCRETE BOOM

Triple extension slewing boom	
Boom reach – horizontal	9.0 m
Boom reach – vertical	12.0 m
Nozzle rotation	360°
375 Nm	120°
Concrete spray hose	64 mm x 9.14 m
Air and chemical injection at nozzle	
Boom controls: Rexroth proportional valve block	
Radio remote control with corded back up.	
Spray nozzle assembly	
Boom covers	

### SHOTCRETE PUMP

Swingtube model, dual reciprocating pistons	
Pump cylinder, hard chromed	152 mm
Piston stroke	600 mm
Variable output	0 – 15 m <sup>3</sup> /hr
Main pumping cylinders	80 L/min @ 170 bar
Swing ram cylinder	35 L/min @ 80 bar
ICB sequencing valve block	

### HOPPER

Hopper volume	306 L
Hopper filling height	916 mm
Hydraulic or electric hopper grate vibrator	

### CHEMICAL DOSING SYSTEM

Pump: peristaltic type, hydraulically driven	
Digital flowmeter with totalizer	
Data logged, computer controlled dosing	

### ACCELERATOR TANK

Stainless steel	
Volume	661 L

### MISCELLANEOUS

Central grease point – manual	
Standard gauges and instrumentation	
ANSUL fire suppression system - manual	
Copy of Parts/Operator/Service manuals	
Hydraulic stabilizers, 2 front / 2 rear	
ROPS/FOPS certified canopy	
Suspension seating (operator/passenger)	

### ENGINE

Cat <sup>®</sup> C4.4 ACERT, inline 4, 4 stroke cycle, diesel	
U.S. EPA Tier 3, EU Stage III A	
Power rating @ 2200 rpm	66-129 kW/88-174hp
Compression Ratio	16.5:1
Displacement	4.4 L (268.5 in <sup>3</sup> )
Exhaust: catalytic purifier with silencer	
Fuel tank volume	237.5 L

### TRANSMISSION

Dana powershift, 20000 series	
3 speeds forward and reverse	
4 wheel drive	

### AXLES

Dana 113, planetary type	
Oscillation (rear axle)	± 7°

### BRAKES

Service: wet disc (integrated), internal SAHR	
Emergency & parking: SAHR	

### TIRES

Mine type, 10.00 – 20	
-----------------------	--

### STEERING

Hydraulic, articulated	
Steering angle	± 40°

### HYDRAULICS

Steering and boom	
170 bar, 190 L/min/2200 rpm	
Hydraulic oil tank volume	235 L

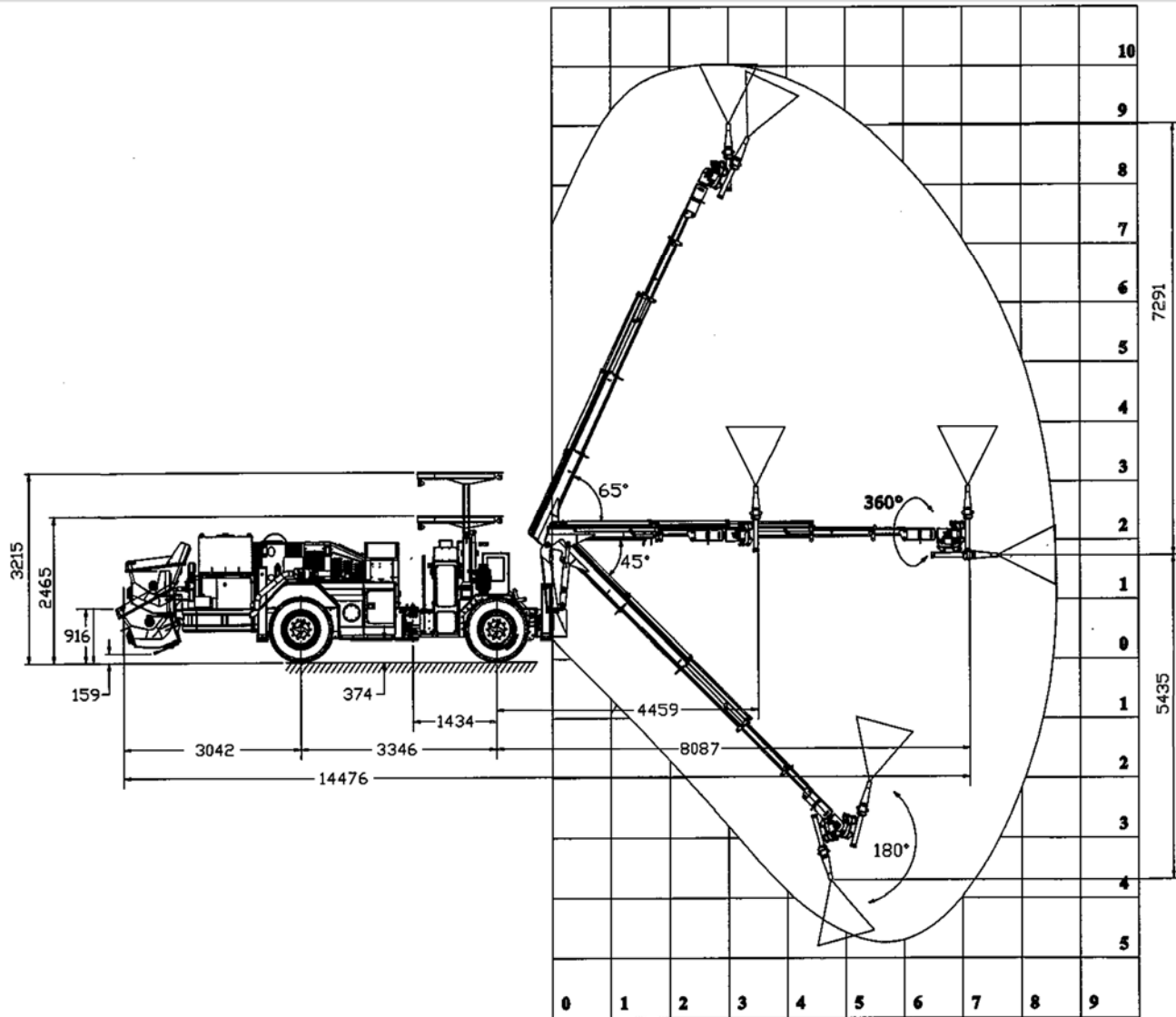
### ELECTRICAL SYSTEM

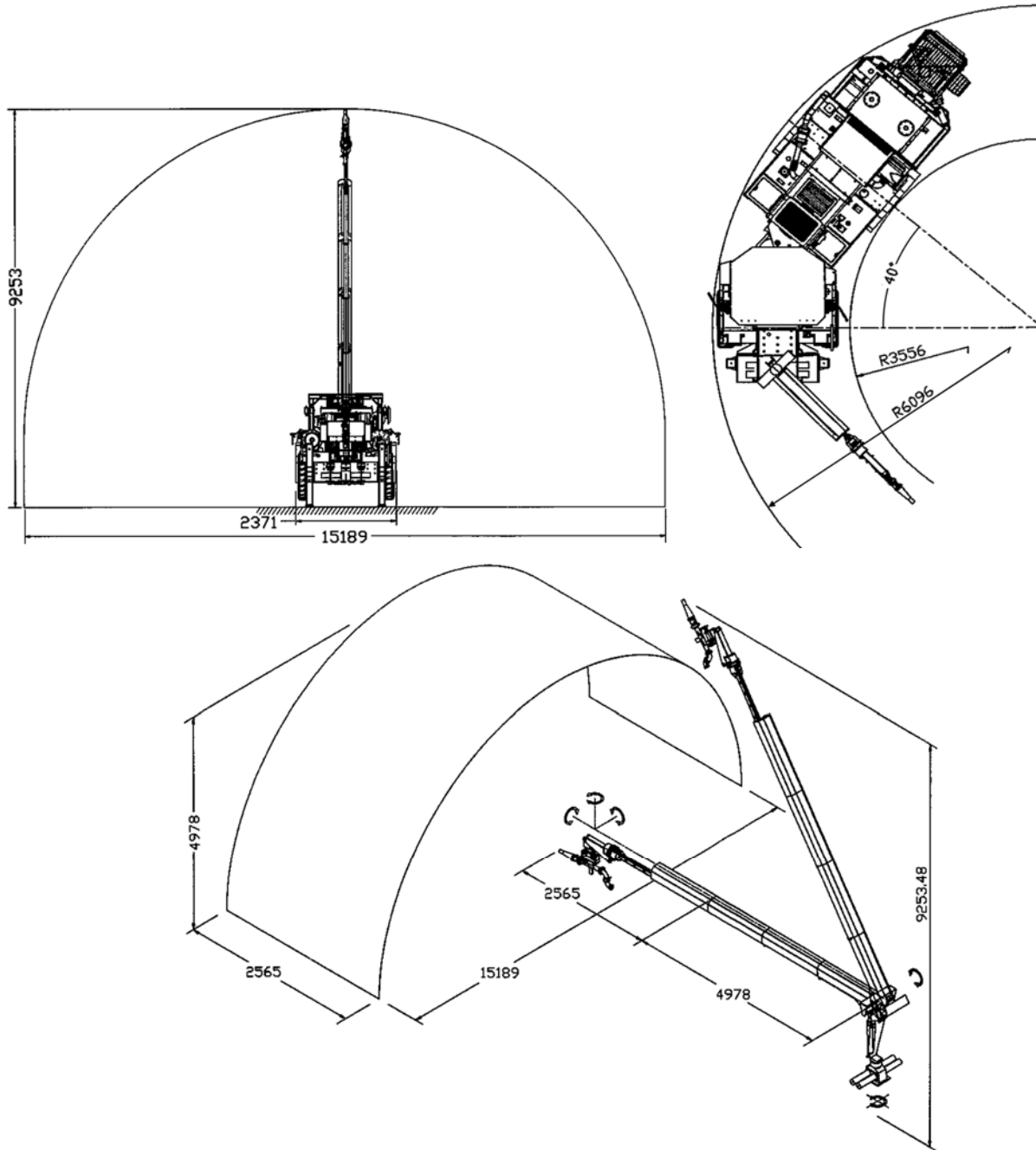
24 V	
Battery	2 x 12 VDC
Tramming/working LED lights	4 front / 4 rear
Brake lights	
Horn & reverse alarm	

**OPTIONAL EQUIPMENT**

- Various engine makes/models
  - Automatic centralized lubrication system
  - 24 V hydraulic oil transfer pump
  - Fast fill system
  - Cold weather package
  - Strobe light
  - Hydraulic driven pressure washer and hose reel
  - Camera system
  - Solid or foam filled tires
  - Wheel chocks
  - Other options available upon request
- Bathtub style hopper with mixer
  - Radio remote control
  - ROPS/FOPS approved enclosed cabin
  - Driver door interlock
  - ANSUL Checkfire fire suppression system
  - Form oil system with pump and hose reel
  - Swivel seat
  - Exhaust system wrap
  - Air ride seating (operator/passenger)
  - Remote brake release for towing

**MEASUREMENTS**





DIMENSIONS	mm	inches	CONT'D	mm	inches
Width	2371	93	Ground clearance	374	14.75
Height – canopy down	2465	97	Hopper loading height	916	36
Height – canopy up	3215	127	Inside turning radius	3556	140
Length	10847	427	Outside turning radius	6096	240
<b>WEIGHT</b>		kg	lbs		
Total	14740	32496			

**UTILITY**

*simplifying heavy equipment...*